

A STUDY ON EXISTING AND REQUIRED FACILITIES OR AMENITIES FOR DECENTRALIZED ACTIVITY IN RURAL BANGLADESH

Afrin Hossain, Anhar Zihan Athoi, Mirza Imran, Mijanur Rahman

B.Sc student, Department of Urban and Regional Planning,
Bangladesh University of Engineering and Technology (BUET)

ABSTRACT: *As rural areas lack proper facilities and services, people tend to migrate to urban areas in hope of better standard of life. This causes various problems in urban areas. These problems can only be reduced if sufficient facilities are provided in the rural areas. This study attempts to find out the facilities and services required by both the local and non-local people living in the rural areas. The findings from the study are based on data collected through questionnaire surveys. The surveys were conducted separately for the local and non-local respondents. The findings reflect the level of satisfaction of people with various facilities. Also it reflects the priority of services and facilities that are the most required by the local and non-local respondents. A lot of variation was revealed regarding requirements of the local and non-local people among the five districts (Moulvibazar, Bogra, Bagerhat, Pabna, Kishoregonj) under inspection. The study attempts to analyze the underlying reasons behind these variations. Based on the analyses, the study recommends some important facilities that should be provided to keep the people away from moving to major cities. If facilities and services of priority are provided then people will find the places more comfortable for living and the interest to migrate will reduce.*

KEYWORDS: Migration, Existing and Required Facilities, Priority of Services, Rural Area Development.

INTRODUCTION

People tend to stay living somewhere if life in that place has attractions for them (Masum, 2006). Otherwise, people lose their interest of being there and move to another location. This is the general idea of migration- the movement of people from one place to another. There are two types of migration- international migration and internal migration.. Internal migration, specifically rural to urban migration is a huge problem in Bangladesh. As rural areas lack proper facilities and services, people tend migrate to urban areas in hope of better standard of life. This can only be reduced if sufficient facilities are provided in the rural areas. Again, the required facilities vary from people to people. The facilities demanded by the local people (those who belong in that area from birth or a very long time) vary from the people who are not local to that area.

This study focuses on the push factors that initiate migration among people in the study areas such as lack of employment opportunity, lower income, lack of community facilities and utilities etc. Also it observes the number and quality of existing facilities and the level of satisfaction of people with them.

The study areas were Juri, Kulaura, Dhunat, Gabtoli, Bera, Mollahat, Bhairab upazilas. Juri and Kulaura upazilas are in the Moulvibazar district. Juri upazila is situated between 24°22' and 24°41' of northern latitude and 91°01' and 92°13' of eastern longitude (Mannan, 2007). Kulaura upazila is situated between 24°19' and 24°39' of northern latitude and 91°54' and 92°07' of eastern longitude. The area of Juri and Kulaura upazilas are 238.44 and 431.63 square kilometers respectively. The population of these two upazilas is 168,423 and 305,954 respectively. Juri upazila has 8 unions and 144 villages and Kulaura has 13 unions and 410 villages (Ahmed, 2007). The literacy rate of Juri upazila is 39.79% and kulaura upazila is 51.08%.

Dhunat and Gabtoli upazilas are in the Bogra district. Dhunat is situated between 24° 32' and 24° 48' of northern latitude and 89° 28' and 89°40' of eastern longitude. Gabtoli upazila is situated between 24°46' and 25°01' of northern latitude and 89°22' and 89°33' of eastern longitude. The area and population of Dhunat and Gabtoli upazilas are 247.73 and 239.60 square kilometers and 290,190 and 265,926 respectively. Dhunat upazilla has 10 unions and 210 villages and literacy rate of this upazila is 31.1% (Islam, 2007). Gabtoli upazila has 11 unions and 213 villages and literacy rate of this upazila is 39.7% (Hai, 2007). Bera upazila of Pabna district is situated between 23°48' and 24°06' of northern latitude and 89°35' and 89°44' of eastern longitude. Mollahat of Bagerhat district is situated between 22°48' and 22°59' of northern latitude and 89°40' and 89°57' of eastern longitude. And Bhairab upazila of kishoreganj district is situated between 21°11' and 24°02' of northern latitude and 90°54' and 91°02' of eastern longitude. The area of Bera, Mollahat and Bhairab upazilas are 248.60, 187.44, and 139.32 square kilometers respectively and population are 208,897, 116,729 and 192,448 respectively. Bera upazila has 10 unions, 157 villages and literacy rate is 34.59% (Sattar, 2007). Mollahat upazila has 7 unions, 102 villages and literacy rate is 48.9% (Biswas, 2007). Bhairab upazila has 6 unions, 79 villages and literacy rate is 40.7% (Ahmed S. , 2007).

The goal of this study is to find out the facilities and services required by both the local and non-local people. Also the study intends to find out the differences between the expectations of these two groups. The study is pursued with following objectives:

1. To study the requirements and facilities/amenities for the non-local field or rural level govt., non-govt. officials.
2. To study the perceptions regarding aspiration for facilities that would keep locals in the study area.
3. To compare the perceptions of different stakeholders.

LITERATURE REVIEW

The goal of the study is to learn what reasons work behind the rural to urban migration. Also the study seeks to observe the basic difference between the expectations and requirements of the local and non-local people. To achieve the goal, previous works on migration were studied. These studies helped the study group to make guidelines on what tools to use and how to get effective results. The studies were used to know about various concepts about migration, types and reasons behind it. Various statistical analysis tools (SAS) that are to be used to get best results from the data analysis.

Concept of Migration

Migration is the movement of individuals or groups from one place to another who have the intension of remaining in the new place for some substantial period of time. For a movement to be considered a migration, it must a) be across a political or administrative boundary, b) involve a change of “usual residence” (Begum, 2004). There are two types of migration: International- the movement from one political boundary to another political boundary; Internal migration- the movement from one place to another within the same country.

Review on Previous Works Related to the Study

To correctly conduct the survey and analyze the collected data, various works on migration were studied as part of the literature review. To know what facilities are usually required in a rural area, a report on rural growth center development was reviewed. The report on “VISION OF GROWTH CENTRE DEVELOPMENT FOR DEVELOPED RURAL BANGLADESH BY 2015” by Sanjid Ahmed Masum was studied to understand the rural development condition, their economic activities, their development opportunities through growth centre development and finally provide them a better lifestyle along with better or desired economic growth or opportunities.

One of the significant studies was conducted by Chowdhury (1978) which was a micro level analysis giving attention to the causes of out migration from rural Bangladesh. His main finding was that out migration from villages are governed by the rural push factors. In Haris Todaro model push factors like land scarcity, unequal distribution of land and high proportion agricultural laborers are main reasons for out migration in Bangladesh. It was also found that low income to lower middle income people are highly mobile and middle income people are least mobile (Oakil, 2007).

Research Design and Data Collection Technique

To accomplish the research social survey and Focused Group Discussion-FGD has been used to collect relevant data. In aspect of social survey, semi-structured questionnaire and in case of FGD, guide questionnaire have been used. For social survey, face-to-face interview procedure has been followed.

Research Instrument and Analysis Techniques

For data analysis, various statistical tools were used in this project. Researches on migration and rural growth center development were reviewed to understand how the statistical tools were used to analyze data and to find the relation between different factors.

Frequency Distribution and Charts

Different bar charts and pie charts have been used in the report “FACTORS AFFECTING THE INTERNAL MIGRATION TO DHAKA CITY” by Begum (2004) to show variations between different factors such as-

- Available of transport mode used by the dwellers
- Types of water supply, latrine facility
- Age and sex group of the respondent

METHODOLOGY

Sample and Data Collection

The analysis was based on limited data where the sample size was 50 (30 for local respondents and 20 for non local respondents) for each upazila / thana. So the findings and outcomes may not represent the overall situation of all the rural areas of Bangladesh. In total, 350 data was collected through questionnaire survey from 7 upazilas of different districts. In some cases, local people were unable to give correct information regarding existing infrastructures and facilities. On the other hand, all the necessary information could not be collected while interviewing non-local people as it was conducted during office time and time was limited. Cost, distance and time imposed some constraints to the study group.

Preparation of Questionnaire and Field Survey

Before preparing the questionnaire, a co-ordination schema was used to describe the arrangement of variables based on the objectives. The utility and community facilities, satisfaction and dissatisfaction and expectation on existing facilities, interest to migrate to other places, frequency of natural disasters and priority check- list on requirements of the respondents were the major variables of the study. Depending on these variables 2 types of questionnaire for local and non local people were prepared. Among 50 questionnaires, 30 questions were for local people and among the remaining 20 questionnaires, 5 were govt. officers, 5 were non govt. officers, 3 were medical officers and the remaining were staffs. Then the questionnaire survey was conducted to familiarize the study group and different stakeholders with the existing condition of the area for prioritizing their needs.

Data Analysis

Various statistical methods using SPSS and EXCEL have been followed for analyzing the data for both local and non-local where necessary. Then comparisons between local and non local respondents were shown by graphical and tabular form. From the survey as well as personal observation and data analysis, problems of the study area have been identified and major needs of the people have been prioritized. From this, recommendations were prepared based on their requirements and dissatisfactions.

MAJOR FINDINGS

Variation of Willingness to Migrate in the Five Districts

It is observed that the interest of migration varied in all the five districts among the local and non-local people. The non-local people showed greater interest of migration irrespective of the district. On the other hand, other than the people of Bogra, most of the local people showed less interest to migrate. This higher level of dissatisfaction in Bogra was due to the lack of various facilities compared to other districts. Contrary to the situation in Bogra, people of Moulvibazar showed the least interest to migrate. It is because they are satisfied with most of the facilities.

Districts	Local		Non-local	
	Willing to Migrate (%)	Willing to Stay (%)	Willing to Migrate (%)	Willing to Stay (%)
Moulvibazar	32.2	67.8	72.5	27.5
Bogra	63.8	36.7	86.11	13.89
Bagerhat	50	50	56.25	43.75
Pabna	43.3	56.7	85	15
Kishoregonj	50	50	63.16	36.84

Level of Satisfaction with Various Facilities

Water Quality and Electricity: Both local and non-local people of most of the districts show overall satisfaction with water quality. When it comes to availability of electricity, the local people of Bogra show the highest percentage of dissatisfaction (82.76% dissatisfied). But the non-local people show less dissatisfaction (22.5% dissatisfied) with the same facility as the non-locals have access to electricity at least in their offices. However both local and non-local people of all the districts show a higher level of dissatisfaction with frequency of load shedding.

Communication Facilities: It is observed that the local people are more dissatisfied than the non-local people with communication facilities (telephone line, satellite cable connection and internet access). It is because unlike the local people the non-local people have access to these facilities at least in their home or office. The people of Bogra exposed the most dissatisfaction with all the communication facilities (telephone-78.85%, internet-53.85%, satellite cable-68.42%). The people (local and non-local) of Moulvibazar and Pabna are more satisfied with all these facilities than the other three districts.

Transportation Facilities: Most people are satisfied with transportation facilities. Significant amount of local people of Bagerhat (90.91%) are unsatisfied with too many accidents. Local people of Kishoregonj show greater dissatisfaction (73.7%) with structural condition of roads as most of them are *kucca*. Other than these two instances, most people (both local and non-local) are satisfied with transportation facilities.

Community Facilities: The non-local people of Bogra are the only ones disturbed by political violence and the local people of Bagerhat are the only ones disturbed by the problem of land grabbers. Other than these two instances, most people (local and non-local) of all the districts are generally satisfied with social security factors (ethnic violence, political violence, land grabbers and frequency of crime).

Among various community facilities (school, college, hospital service-regular and irregular, shopping center, community center) most of the people both local and non-local, show greater level of dissatisfaction with college education and emergency hospital service. Also it is observed that the people of Bogra are the most unsatisfied with most number of facilities. Though people in most districts have available schools, they do not have access to college education. For higher education most of them have to move to big cities which are why the dissatisfaction rate with colleges is high.

Community Facilities	Local		Non-Local	
	Satisfied	Unsatisfied	Satisfied	Unsatisfied
School	62.98	37.02	49.1	50.*
College	19.50	80.50	36.2	63.8
Regular Hospital Service	62.02	37.98	66.4	33.6
Emergency Hospital Service	17.79	82.21	32.8	67.2
Shopping Center	59.00	41.00	61.2	38.8
Community Center	61.35	38.65	51.35	48.65

Relation between Age of Respondents and Interest to Migrate

In total, 47.8% local people and 74.4% non local people are more interested to migrate. With increasing age, interest to migrate decreases more for local people than the non local. It is also observed that, young people (age group 15 – 35) are more likely to migrate than others. The reasons behind their interest to migrate are lack of educational and employment opportunities. An exception is found with age group >55 for non-local people since they are more willing to migrate with increasing age. The following reasons are found: only govt. officers belong this group. Since they live without their family in the study area with income range BDT 15000-40000 they are more willing to migrate. Besides, they desire more sophisticated medical, recreational and educational facilities that the study areas are failed to provide. After providing required facilities only 25% people want to stay in the study area and the remaining 75% want to migrate.

Interest to migrate Age	Local		Non local	
	Yes (%)	No (%)	Yes (%)	No (%)
15-25	75	25	100	0
25-35	63.6	36.4	81.7	18.3
35-45	50	50	78.6	21.4
45-55	23.8	76.2	45.5	54.5
>55	33.3	66.7	66.7	33.3

Relation between Income Range of Respondents and Interest to Migrate

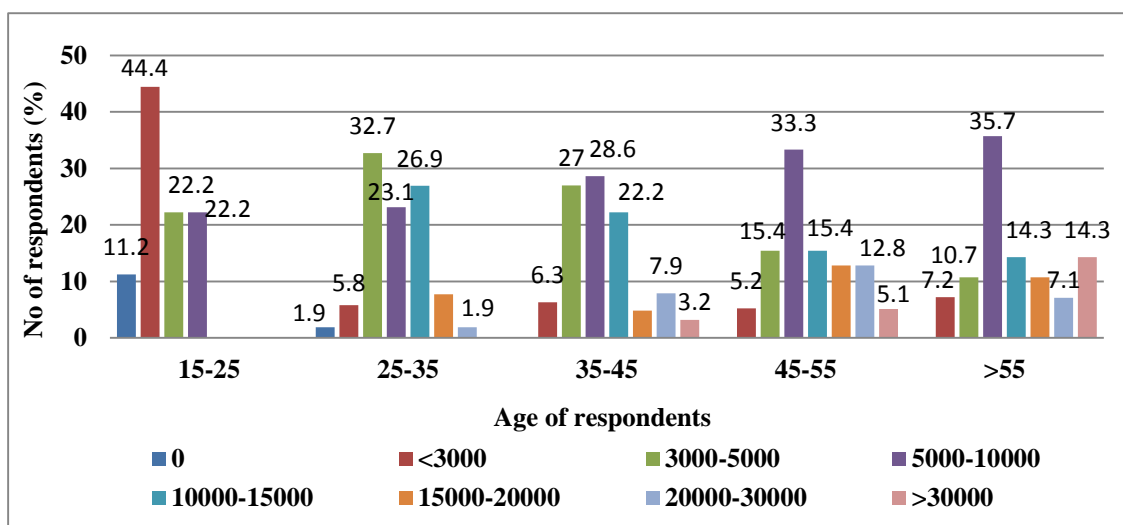
Total income range (0 to >30000) of local people has been divided into 8 parts. Among different income groups, people with income <3000 to 3000-5000 are more likely to migrate. In total, 48.4% people show their interest to migrate. It is also found that, those who are not earning person (i.e. income is zero) for example: housewife show no interest to migrate. It's because interest to migrate does not depend on their personal willingness. As the income range is further increasing, rate of migration is decreasing. So there exists an inverse relationship between income and migration interest of respondents and it is clear that if people get their expected income they may not want to migrate.

Total income range (<5000 to >40000) of non local people has been divided into 7 parts. It is observed that, with increasing income, interest to migrate of non local people decreases though this declining rate is lower than the local people. So it can be said that if people get their expected income, their interest to migrate could be reduced. But an exception is found that people with income greater than 40000 are more willing to migrate. Few reasons behind this fact are identified: the professions of this income group are govt. officer (14%), NGO/ private officer (14%) and medical officer (72%) and majority of them lies in the age group of 25-35

and 45-55. Most of them live with their family and about 72% people show their interest to migrate. The reasons behind their interest to migrate are: quality of school and college, medical facility, improved lifestyle, income and employment opportunity, recreational facility. After providing their expected facilities they are interested to stay in the study area.

Relation between Different Age Group and Income Range of Local Respondents

From the chart below, we find that 44.4% people whose income is less than 3000 are within the age group of 15-25. Again, migration interest is high for the people with age of 25-35 and people with income 3000-5000. Further we also relate the data from the above two topic that people whose age are between 15-25 and income <3000 are more likely to migrate. Again, 35.7% people whose income is 5000- 10000 are within the age group of >55.



Relation between Different Professions and Interest to Migrate of the Respondents

Figure 1: Relation between different age group and income range of respondents

Source: Field survey, 2014

Among different professionals of local people, health officer (100%), day laborer (100%), student (85.7%), staff (83.3%) are more willing to migrate to other places. Besides, others professions (rickshaw puller, auto driver, carpenter, lawyer, seasonal laborers) also show a greater interest to migrate. In total, 48.3% people want to migrate. Among different professions of non local, except the teacher and businessmen almost people of all professions are more willing to migrate. But migration of govt. official and private official depends on their transfer order. In total, 74.4% people want to migrate.

Relation between Migration with Family and Interest to Migrate of Non- local

Those who are not living with their family are more interested to migrate (82.8%). The respondents who are living with their family are also likely to migrate (67.2%). Because of community facilities specially educational facility they don't want to keep their family with them in the study area. If the factors for which they are unwilling to keep their family with them could be recovered, they may want to stay in their respective places.

Relation between Level of Satisfaction of Community Facilities and Willingness to Migrate

To determine the relation between level of satisfaction of existing community facilities with interest to migrate, analysis has been done based on six factors— schools, colleges, regular

medical service, emergency medical service, shopping centers, and community centers. There are also other factors such as police station, bazars, cinema hall, theatre etc which are avoided because people either satisfied with these services or there is no service at all in the areas. Analysis has showed that shopping centers have the most impact on interest to migrate for both non-local (75.60%) and local (59.80%) respondents who are dissatisfied. But non-local respondents dissatisfied with existing community facilities want to migrate more than the local respondents. For local people willingness to migrate has negative relation with satisfaction level of existing community facilities and depends on community facilities. Again graphical analysis has showed that people satisfied with the existing facilities want to migrate more than the unsatisfied people for better services. So this relation is positive for non-local people and does not depend on the facilities rather depends on other services. So enhancement of these facilities may help only the local people to stay at their places.

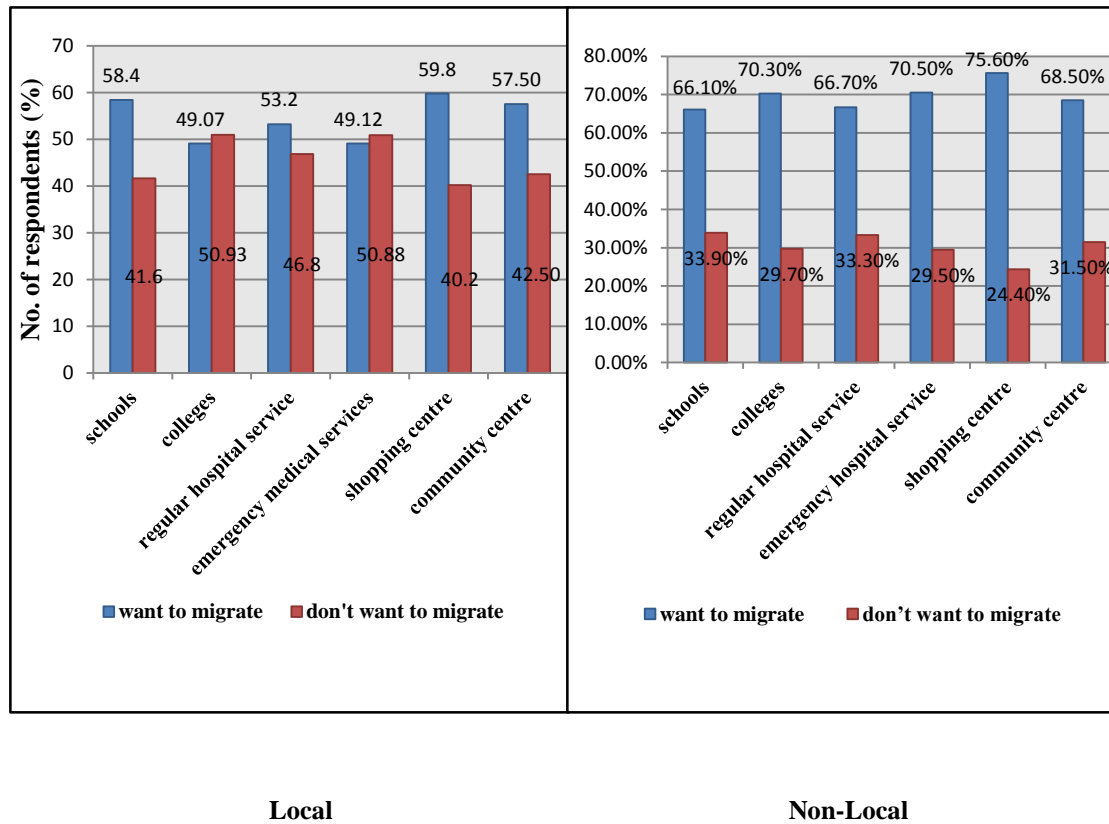


Figure 2: Interest to migrate in relation with people (%) NOT SATISFIED with the community facilities

Source: Field survey, 2014

Relation between Level of Satisfaction of Utility Facilities and Willingness to Migrate

To analyze the relation five factors have been taken based on their effectiveness on migration. These factors are availability of gas, availability of electricity, tolerable level of iron, tolerable level of arsenic and load shedding frequency. Analysis has showed that Tolerable level of iron (80%) has the most impact on interest to migrate for non-local where tolerable level of arsenic (65.7%) has the most effectiveness on local respondents who are dissatisfied. Again non-local respondents dissatisfied with existing utility facilities want to migrate more than the local respondents. Condition of existing utility facilities has strong negative relation with interest to

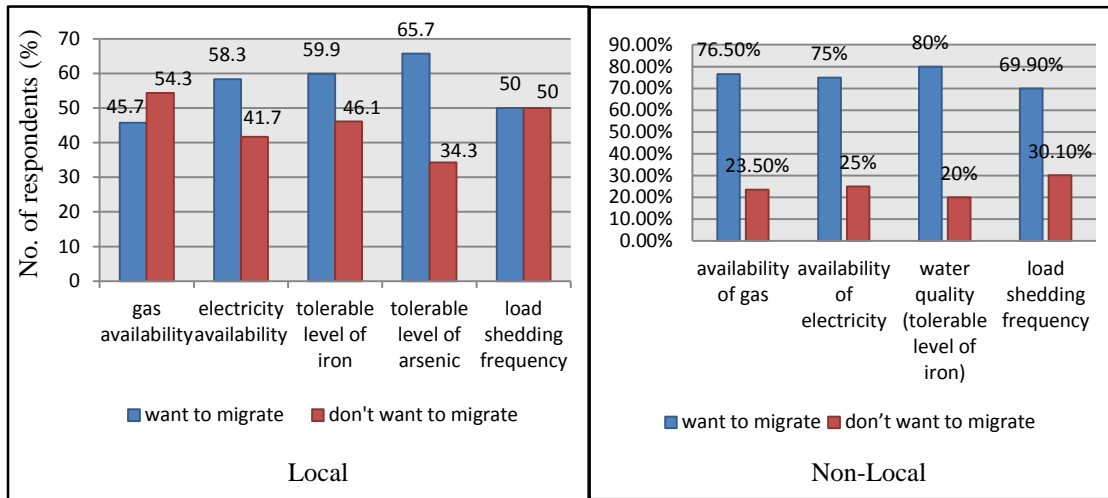


Figure 3: Interest to migrate in relation with people (%) NOT SATISFIED with the utility facilities

migrate for both local and non-local respondents. So improvement of these facilities is much needed and can facilitate the respondents to remain in their places.

Stated Priorities Based on Average Score

Figure-4 and Figure-5 shows the average score distribution of factors in the priority list. Respondents were asked to rank the important priorities from a list of factors and give scores in descending order to the priorities those were significant to him. Such as first important priority would get a score of 10, second most important priority would get 9 and so on. First the total score for a definite factor was calculated. Then the total score was divided by the no. of respondents. For example for non-local people the factor "Increased income opportunities" got a total score of 1028. This total score 1028 is divided by 140, which is the number of non-local respondents. Thus "Increased income opportunities" got an average score of 7.3 for non-local people.

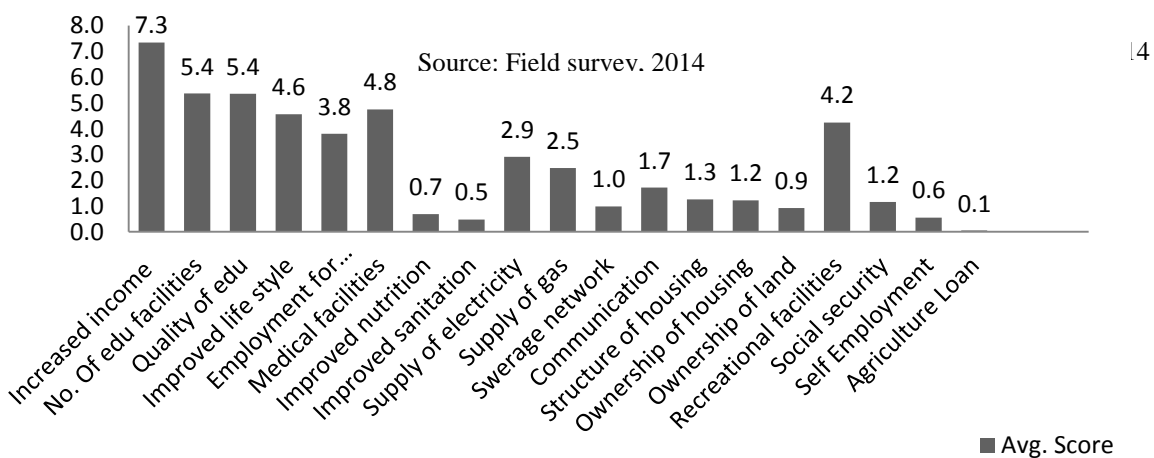


Figure 1: Top stated priorities based on average score for non-local people
 Figure 4: Top stated priorities based on average score for non-local people

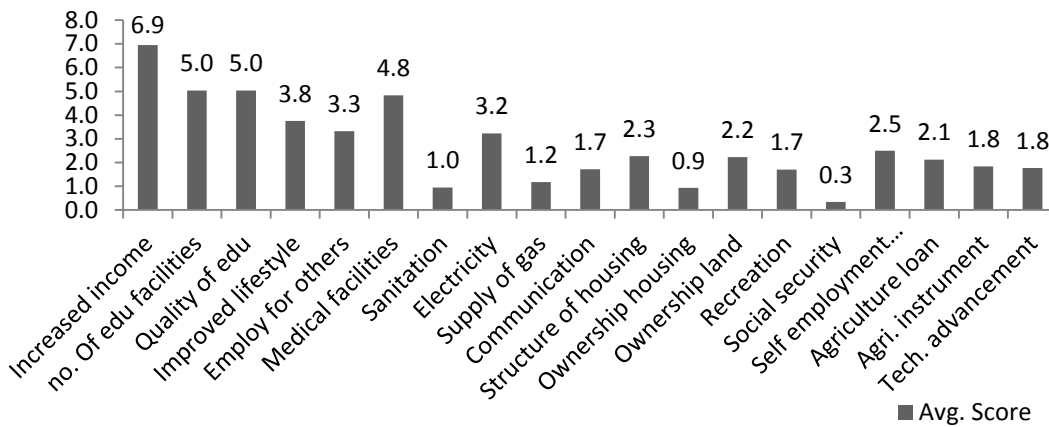


Figure 5: Top stated priorities based on average score for local people

Source: Field survey, 2014

From Figure-4 and Figure-5 it is observed that the most prioritized factors, which are common for both local and non-local people are

(1) Increased income opportunities (2) Number of educational facilities (3) Quality of education (4) Improved life style (5) Improved medical facilities.

In Figure-4 and Figure-5, we observed the priorities in general for overall respondents of five districts. But if we evaluate district wise top sated priorities then we can see that the scenario is a little different in Bogra and Bagerhat district.

In Bogra "Supply of Electricity" got the highest average score (6.3) and "Improved Medical Facilities" got second highest average score (6.23) for local people. "Supply of gas" is also highly prioritized (average score-5.8) for non-local people of Bogra.

In Bagerhat "Ownership of Land" (average score-6.47) and "Supply of Agricultural Instrument" (average score-5.1) are highly prioritized for local people. "Improvement in Social Security" (average score-6.10) is one of the top priorities for the non-local people of Bagerhat as they were often intimidated by the land grabbers.

DISCUSSION

Local

1. Interest to migrate is high within the age group of 15-25 (about 75%) and 25-35 (about 63.6%). The major reasons behind this interest are education and employment opportunity. After these age groups, interest to migrate gradually decreases with increasing of age of the respondents.
2. The people whose income is < 3000 and 3000-5000 want to migrate more than others and their percentages are 73.3 and 68.9 respectively. These people are unsatisfied with their income level and want to migrate.
3. Except these two groups, interest to migrate rapidly decreases with increasing income within the range of 5000- above 30,000. So there exists an inverse relationship between increasing income and interest to migrate within these ranges. It is clear that, if people get their expected income they may not want to migrate.

4. Another reason may be included in this regard that because of they are local people; they are more willing to live in their own birth place.
5. People whose age are within 15-25 and income <3000 are more likely to migrate.
6. Among different professionals, health officer (100%), day laborer (100%), student (85.7%), staff (83.3%) are more willing to migrate to other places. The reasons behind this are employment opportunity and educational facility.
7. Though natural disasters are frequent, most of the people are unwilling to migrate for this reason. Incorporating all the factors of natural disasters (heavy rain, drought, earth quake, river erosion, cyclone etc), around 56.7% people don't want to migrate. So we can say, there may exist other influential factors for which people want to migrate.
8. Shopping centers have the most impact on dissatisfied local people (**59.80%**) who want to migrate where condition of regular hospital service has the most impact on satisfied people (**44.20%**).
9. Tolerable level of iron has the most impact on dissatisfied local people (**65.70%**) who want to migrate where tolerable level of iron has the most impact on satisfied people (**48.20%**).
10. Local respondents dissatisfied with both the existing community and utility facilities want to migrate more than the satisfied people for better services.
11. Among the five districts, people of Bogra show the most interest of migration. Conversely people of Moulvibazar and Pabna show the least interest of migration. The underlying reasons are many. It is observed that people of Bogra are dissatisfied with most facilities, such as availability of electricity, too much load-shedding, political violence, communication facilities, road structure type, education facilities, hospital service and recreational facilities. On the other hand, people of Moulvibazar and Pabna are highly satisfied with most facilities.
12. Dissatisfaction with emergency medical service is very high among all the respondents (82.21%). When in emergency, most people face a problem with availability of expert doctors. Also the available doctors often recommend them to go to district hospitals or clinics. This is quite difficult and sometimes impossible in emergencies.
13. Though people in most districts have available schools, they do not have access to college education. This is why most respondents (80.30 %) show dissatisfaction rate with college education. For higher education most of the people have to move to big a city which is why the dissatisfaction rate with colleges is so high.
14. Almost all the districts a higher percentage of dissatisfaction with frequency of load-shedding. It is because in spite of having electricity connection, most people face hours of load shedding every day. Especially in summer, most people face load shedding up to 5-6 times a day lasting hours.
15. Except Pabna and Moulvibazar, all the people are dissatisfied with communication facilities. Reason is people of these two districts have access to these facilities whereas the other districts don't.
16. People of Bagerhat are highly dissatisfied with problems of land grabbers. All the respondents (100%) stated to have faced problems with trespassers on their lands trying to throw the land-owner from their own property. However the data analysis found no relation with interest of migration with this problem.

Non- local

1. Among different age groups, people within age group 15-25 show a greater interest to migrate (100% in the age group 15-25). The major reasons behind this are education and employment opportunity.
2. With increasing age, interest to migrate decreases though the rate is very little.
3. Except teachers and businessmen, most of the professionals more or less want to migrate. Among them health officers (100% among health officers) and staffs (88.7% among staffs) show a greater interest of moving to another location. It is because they are not satisfied with their income.
4. It is found that people who live alone want to migrate more (82.8%) than the people who live with their family (67.8%).
5. With the increase in income, interest to migrate of respondents decreases (within the range of 5000-40,000).
6. But still people with income greater than 40,000 want to migrate. A few reasons are found behind this exception:

Most of the reasons are about quality of school and college, improved lifestyle, income and employment opportunity, communication facility. The professions of this income group are medical officer (5), govt. officer (1), and NGO/ private officer (1). 57.1% of these officials are within the age of 25-35 and 28.6% are within the age of 45-55. Among them medical officers (60%) want to migrate more. It is found that interest to migrate among govt. officer and NGO officers depend less on their willingness, rather depend on their transfer order. 5 officials among 7 live with their family and 2 officials live alone in the study area. After providing the facilities they are interested to stay in the study area.

7. People with age >55 show greater interest to migrate. Few reasons are identified for this exception, and they are:

100% of them are govt. officers. 75% of them are within the income range of 15000-20000 and 25% of them are within the income range of 30000-40000. 25% of them live with their family in the study area and remaining 75% live alone. 66.7% people show their interest to migrate and remaining 33.3% don't want to migrate. The reasons behind their interest to migrate are: improved lifestyle opportunity, to live with their family, improved medical facilities etc. After providing required facilities only 25% people want to stay in the study area and the remaining 75% want to migrate.

8. Shopping center has the most impact on dissatisfied non-local people (**75.6%**) who want to migrate where condition of existing school has the most impact on satisfied people (**80.70%**).
9. Tolerable level of iron has the most impact on dissatisfied non-local people (**80%**) who want to migrate where load shedding frequency has the most impact on satisfied people (**78.60%**).
10. Irrespective of the district, a high percentage of the non-local people show an interest to move to another location.

Comparison

1. With increase in income, local people are more willing to stay in the study area whereas non- local people are not.
2. With increase in age, local people are more willing to stay in the study area whereas non- local people are not.
3. Non-local respondents dissatisfied with existing community facilities want to migrate more than the local respondents.
4. Shopping centers have the most impact on both non-local (75.60%) and local (59.80%) respondents.
5. Non-local respondents dissatisfied with existing utility facilities want to migrate more than the local respondents.
6. Tolerable level of arsenic has the most impact on non-local where load shedding frequency has the most effectiveness on local.

CONCLUSION

Development of rural infrastructure is needed to achieve a strong rural economy which is very important for the socio economic development of Bangladesh. It has positive impact towards employment generation and poverty alleviation which were the major push factors of migration to the larger cities. People tend to live in a place, where he may find it comfortable and where the place has its attraction for them. If facilities and services of priority can be provided then people will find the places more comfortable for living and the interest to migrate to a major city will reduce.

Decentralization of activities will create more employment opportunities which will lead to increase in income of people. Improvement of facilities and services will follow its way with the increase in income. On the other hand provision of infrastructure support to the rural areas will stimulate the possibility of investment which will create employment opportunity for local people. Non local officials both govt. and non-govt. will also find it more attractive to live. So a well-planned and integrated approach is needed to focus on the development of rural growth centers and upazila headquarters which will subsequently reduce the rural to urban migration.

RECOMMENDATIONS

1. Adequate investment in infrastructure, particularly transport, electricity and community facilities for linking urban and rural (upazilas) areas will improve rural productivity and provide better access to markets, jobs and higher level services like hospital, higher educational institutions, govt. office etc.
2. Local bodies (upazilas) should be accompanied by more power to manage their own affairs, provisions of public services enabling them to function effectively like promotion of small industry (area basis). Thus it could offer permanent jobs for a part of population leaving the study area and a certain degree of preparation for urban life for other migrants.
3. At present, planning activities in Bangladesh is too much centralized and so practical bottom- up (from upazila to national plan) planning approach is required for achieving integrated rural development.
4. A coordinated set of employment policies is needed which will help to formulate full and productive employment opportunities and reducing poverty.

5. "Multi-purpose Training Centre" in coordination with government and non-government organizations should be established at upazila level which will provide skill training. With improvement in skills, the unemployed labors/workers can be self-employed and diversified income opportunities will be created.
6. Presence of full time doctors, medical officers, nurses, staffs and supply of necessary equipment and medicines at each of the upazila health complex should be ensured. Emergency medical services should be available to the people from all levels. A standard quality assurance guidelines including monitoring and evaluation mechanism to every health centre should be provided (Anonymous, 2011). Quality of living for the medical officers have to be ensured as they tend to transfer in urban areas from rural areas.
7. A framework should be developed to improve the quality of education/ central government should take responsibilities for formulating policies, financing, setting quality standards of the primary and secondary educational system, while lower levels of government should take responsibilities for administering and monitoring the system (Anonymous, 2005-06).

REFERENCES

- Masum, S. A. (2006). "Vision of Growth Centre Development for Developed Rural Bangladesh by 2015", Dhaka.
- Oakil, A. T. (2007). *An Analysis of Internal Migration in Bangladesh* (unpublished MURP thesis). Department of Urban and Regional Planning, BUET, Dhaka.
- Begum, K. N. (2004). *Factors Affecting The Internal Migration To Dhaka City* (unpublished MURP thesis). Department of Urban and Regional Planning, BUET, Dhaka.
- Ahmed, S. U. (2007). Retrieved February 2014, from Banglapedia: http://www.banglapedia.org/HT/K_0389.htm
- Biswas, T. K. (2007). Retrieved February 2014, from Banglapedia: http://www.banglapedia.org/HT/M_0376.htm
- Hai, A. (2007). Retrieved February 2014, from Banglapedia: http://www.banglapedia.org/HT/G_0001.htm
- Islam, S. (2007). Retrieved February 2014, from Banglapedia http://www.banglapedia.org/HT/D_0248.htm
- Ahmed, S. (2007). Retrieved February 2014, from Banglapedia: http://www.banglapedia.org/HT/B_0513.htm
- Mannan, A. (2007). Retrieved February 2014, from Banglapedia: http://www.banglapedia.org/HT/J_0152.htm
- Sattar, A. (2007). Retrieved February 2014, from Banglapedia: http://www.banglapedia.org/HT/B_0490.htm
- Anonymous (2011). "Health Policy 2011, Ministry of Health & Family Welfare, Government of the People's Republic of Bangladesh" (in Bengali). Retrieved 20 April 2014, from: http://www.mohfw.gov.bd/index.php?option=com_content&view=article&id=74%3Ahealth-policy-of-bangladesh&catid=54%3Abasic-link-page&Itemid=92&lang=en.
- Anonymous (2005-06). Ministry of Education, Government of the People's Republic of Bangladesh. Retrieved April 19, 2014, from: http://www.moedu.gov.bd/old/edu_system__edu_policy.htm