

CHEMICAL COMPOSITION AND DIFFERENTIATION OF ESSENTIAL OILS OF MOROCCO'S DIFFERENT VARIETIES OF THYME

A. Lemrhari¹, R. Zouhair¹, M. Elidrissi², A. Amechrouq²,
M. Elhourri² et R. El Kahkahi¹,

¹Laboratory of Plant Biotechnology and Molecular Biology, Faculty of Science,
University Moulay Ismail, BP 11201, Zitoune Meknes. Morocco.

²Laboratory of Molecular Chemistry and natural substances, Faculty of Meknes,
Moulay Ismail University, PO Box: 11021, Zitoune Meknes Morocco.

ABSTRACT: *This study aims at analysing the chemical composition of the essential oils (E.O.) of four varieties of thyme (Thymus broussonetii, Thymus satureioides, Thymus zygis and Thymus vulgaris) and their comparison; through the principal components analysis (PCA) method; with new species of thyme (T. riatarum, T. leptobotrys and T. munbyanus), previously studied by M. El Idrissi & all., 2012. As a matter of fact, this comparison is the identification or differentiation between species. Chromatographic analysis of thyme (E.O.) has emerged different chemotypes. Thus, thymol, is both the chemotype T. zygis -Meknes 44.17% and T. vulgaris -Errachidia 35.87%. The chemotype T. broussonetii- Khémisset is carvone 46.70%, while that of Thymus satureioides from Agadir is the borneol 36.56%. (PCA) and hierarchical clustering (AHC) method shows a similarity of chemotype for T. vulgaris, T. leptobotrys and T. zygis, although the majority of compounds differ quantitatively. Same for the T. munbyanus, T. satureioides & T. riatarum which are chemotype "borneol"*

KEYWORDS: Essential oils; differentiation; chemotype; ACP; GC / MS; thyme

INTRODUCTION

Mediterranean regions are "hotspots" of biodiversity (Myers et al.2000). They have a remarkable diversity of vascular plants estimated at more than 48 000 species, of which 57% are endemic to these regions (Cowling et al.1996). Among the diversity of Mediterranean plants, there are many aromatic species, most of which belongs to the Lamiaceae family (about 260 kinds, for a number of species estimated between 6500 and 7000 (Spichiger, 2004). Thymus which means "flavor", rich in essential oils, is a genus with more than 300 species and best known of the Lamiaceae family. This genus is native to southern Europe, although today it is grown all over the world. It is widespread in the Mediterranean basin. In Morocco,

the thymus type is represented by 21 species of which 12 are endemic (Benabid, 2000). Essential oils of these species take a great part in countless pharmaceutical, cosmetic and aromatic compositions, hence the economic and scientific interest. Various species of this genus have been reported to have several powers, antibacterial (Imelouane 2009), (Rota 2008), (Martino 2009) and (Loziene 2007), antifungal (Pinto 2006), (Goncalves 2010), (Giordani 2008), (Karaman 2001), and antioxidant power (Sarikurcu 2010), (Bounatirou 2007).

The chemical composition of essential oils of thyme species and especially their flavonoid capacity plays an important role in the taxonomy and the distinction between the different species (Boros 2010), (Horwath 2008).

Intra-specific variability of the essential oils of the genus *Thymus* is well documented; (Stahl-Biskup 2002). Thymol and carvacrol are the main compounds in most thyme essential oils. Given this diversity, we found interesting, studying and seeking possible similarities among eight varieties chemically analyzed. The studied samples are *broussonetii* *Thymus*, *Thymus satureioides*, *Thymus zygis*, *Thymus vulgaris*, *T.riatarum*, *T.lepobotrys* and *T.munbyanus*.

MATERIALS AND METHODS

Plant material

•Sample Collection

The studied samples are from informal settlements collected in different areas of Morocco (Table 1).

Table 1: Location of the collected species.

Species	Place of collection
<i>T. vulgaris</i>	Er-Rachidia
<i>T. zygis</i>	Meknès
<i>T. broussonetii</i>	Khémisset
<i>T. satureioides</i>	Agadir

METHODS

•Drying of plant material and calculation of humidity

These four thyme varieties were dried in open air, at room temperature. Only the aerial part was used then pulverized using a power mill. The moisture content was determined by drying; 5g of the plant material; in oven at 105° C until a constant weight.

•Extraction of the essential oil (E.O.)

The collected samples are dried for 7days in open air and in shade. The extraction of E.O. was performed by hydro distillation in a Clevenger-type apparatus (Clevenger, 1928), nominal capacity of 2L. After 3 hours of reflux. This oil was dried over Na₂SO₄. The essential oil obtained was stored at 4°C in the dark. The yield of essential oils expressed related to the dry matter (in ml / 100 g dry matter).

• Analysis of the chemical composition by gas chromatography coupled to GC / MS mass spectrometry.

The analysis of the essential oil was carried out by gas chromatography (GC Ultra Trace) coupled to a mass spectrometer (MS Polaris Q ion trap). Fragmentation is made by 70 eV electron impact. The column temperature (VB-5 (5% phenyl methyl polysiloxane), 30 m × 0.25 mm × 0.25 nm) is programmed from 40 to 300 ° C at 4 ° C / min. The carrier gas is helium at 1,4mL / min. The injection mode is split. The device is connected to a computer system running a mass spectra library NIST 98.

•Analysis of the similarity between species by principal component analysis (PCA) method and hierarchical clustering (AHC)

ACP

The principal component analysis (PCA) is a method for simplifying data, the study of relationships between all variables to determine the similarities and differences between individuals. Thus, the analysis of the relationship between the chemical composition of E.O. and taxonomy of eight species of thyme was performed by PCR, only the discriminating variables were taken in to account.(I. Jolliffe, 2002).

AHC

The hierarchical classification CAH method is a complementary method of the CPA. It is about a dichotomous tree (Dendrogram) showing the successive aggregations groups at given levels (distance or similarity) up into a single class Fabien (Knight et al, 2012).

RESULTS AND DISCUSSION

Thyme humidity

Analysis of samples revealed a high humidity between 67.40 and 79.50%.

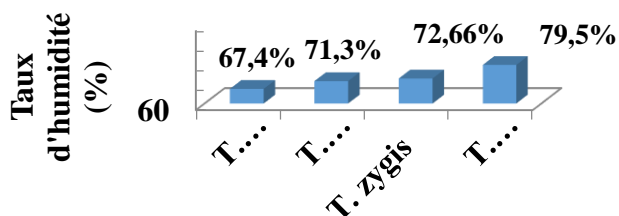


Figure 1: Humidity level of thyme (*Thymus vulgaris*, *Thymus broussonetii*, *Thymus satureioides* and *Thymus zygis*)

Average yield of essential oil of Thymus

The average yield (three trials for each sample) in essential oil for the various species is 1%, 1.3%, 1.5%, 1.75% respectively for *T. broussonetii*, *T. zygis*, *T. satureioides* and *T. vulgaris*.

Composition of chemical species analysed**Table 2: Chemical composition of the essential oil of Thymus**

Constituents	Formula	(%)			
		<i>T. v</i> Err.	<i>T. b</i> Khm.	<i>T. s</i> Ag.	<i>T. z</i> Mek.
α -Pinene	C ₁₀ H ₁₆	0,01	-	0,66	0,02
Camphene	C ₁₀ H ₁₆	0,48	0,20	14,04	0,70
Sabinene	C ₁₀ H ₁₆	0,52	0,62	-	0,78
β -Pinene	C ₁₀ H ₁₆	1,64	-	0,54	1,17
2-Carina	C ₁₀ H ₁₆	-	0,05	-	-
α -Phellandrene	C ₁₀ H ₁₆	0,69	0,81	0,19	1,21
3-Carina	C ₁₀ H ₁₆	0,86	5,18	8,11	0,84
α -Terpinene	C ₁₀ H ₁₆	1,88	-	-	1,79
p-Cymene	C ₁₀ H ₁₄	14,19	3,90	2,45	15,45
β -Phellandrene	C ₁₀ H ₁₆	0,16	0,17	1,63	0,19
γ -Terpinene	C ₁₀ H ₁₆	12,86	5,67	0,41	11,30
hydrate trans-Sabinene	C ₁₀ H ₁₈ O	1,37	0,75	-	1,59
Terpinolene	C ₁₀ H ₁₆	-	1,18	-	-
α -Campholenal	C ₁₀ H ₁₆ O	-	-	0,69	-
Borneol	C ₁₀ H ₁₈ O	1,52	0,29	36,56	1,69
Terpinen-4-ol	C ₁₀ H ₁₈ O	0,10	0,21	1,58	0,13
Myrtenol	C ₁₀ H ₁₆ O	-	0,06	-	-
Isobornyl formats	C ₁₁ H ₁₈ O ₂	0,03	-	1,04	-
Isothymolmethylether	C ₁₁ H ₁₆ O	-	-	0,20	0,13
Bornylacetate	C ₁₂ H ₂₀ O ₂	-	-	2,98	-
Thymol	C ₁₀ H ₁₄ O	35,87	23,90	-	44,17
Carvacrol	C ₁₀ H ₁₄ O	18,62	-	-	13,48
α -Terpinylacetate	C ₁₂ H ₂₀ O ₂	-	-	14,47	-
Caryophyllene	C ₁₅ H ₂₄	4,69	3,77	2,89	3,44
Guaia-3,9-diene	C ₁₅ H ₂₄	-	0,13	0,07	-
Aromandendrene	C ₁₅ H ₂₄	-	-	0,09	-
α -Guaiene	C ₁₅ H ₂₄	0,10	-	0,11	0,07
β -Cadinene	C ₁₅ H ₂₄	-	0,13	-	-
γ -Gurjunene	C ₁₅ H ₂₄	1,10	1,53	-	-
α -Isomethyl ionone	C ₁₄ H ₂₂ O	-	0,11	-	-
Germacrene-D	C ₁₅ H ₂₄	0,14	0,90	-	0,06
γ -Methylionone	C ₁₄ H ₂₂ O	-	-	0,04	-

10s, 11s-Himachala-3(12),4-diene	C ₁₅ H ₂₄	-	0,18	-	-
β-Guaiene	C ₁₅ H ₂₄	0,15	0,21	0,17	0,06
Valencene	C ₁₅ H ₂₄	0,19	0,71	-	-
γ-Cadinene	C ₁₅ H ₂₄	0,17	0,38	0,32	0,07
carvone	C ₁₀ H ₁₄ O	-	46,70	-	-
δ-Cadinene	C ₁₅ H ₂₄	0,34	0,90	0,22	0,16
α-Muurolene	C ₁₅ H ₂₄	-	-	0,04	-
Selina-3,7(11)-diene	C ₁₅ H ₂₄	-	-	-	0,12
Spathulenol	C ₁₅ H ₂₄ O	1,86	0,87	-	-
Caryophellene oxide	C ₁₅ H ₂₄ O	-	-	2,69	1,06
Cedreneoxide	C ₁₅ H ₂₄ O	-	-	5,90	-
(-)-Spathulenol	C ₁₅ H ₂₄ O	0,21	-	-	-
Aromadendrene oxide	C ₁₅ H ₂₄ O	-	-	0,25	-
δ-Cadinol	C ₁₅ H ₂₆ O	0,04	-	0,16	-
γ-costol	C ₁₅ H ₂₄ O	0,05	-	1,12	-
Germacrone	C ₁₅ H ₂₂ O	-	0,03	-	-
Total		99.84%	99.54%	99.62%	99.68%
number of components		28	28	29	24

The results of the chromatographic analysis of essential oils of thyme are shown in the table below. Thus, the chromatographic analysis of the essential oil of *T. vulgaris* identified 28 constituents corresponding to about 99.84% of the chemical composition of the essential oil extracted. The major constituents are 35.87% thymol, carvacrol 18.62%, p-cymene 14.19% and 12.86% γ-terpinene. *Thymus broussonetii* contains 28 components corresponding to 99.54% of the chemical composition of the essential oil. This composition is characterized by the predominance of carvone 46.70% Thymol (23.90%), γ-terpinene (5.67%), 3-Carene (5.18%) and p-cymene (3.90%).

29 constituents equivalent to 99.62% are identified by GC E.O. *Thymus satureioides* of Agadir. This composition is characterized by the predominance of Borneol (36.56), α-Terpinylacetate (14.47%), Camphene (14.04%) and 3-carene (8.11%). GC of the essential oil of *Thymus zygis* spring, 24 constituents represent about 99.68% of the chemical composition. The latter is characterized by the predominance of thymol (44.17%), p-cymene (15.45%), carvacrol (13.48%) and γ-terpinene (11.30%).

Table 3: Major Constituent of essential oil of thymus

Constituent	<i>Tz</i> Mek.	<i>Tv</i> Erra.	<i>Ts</i> Aga.	<i>Tb</i> Khem.
Camphene	-	-	14,04	-
3-Carene	-	-	8,11	5,18
p-Cymene	15,45	14,19	-	3,90
γ -Terpinene	11,30	12,86	-	5,67
Borneol	-	-	36,56	-
Thymol	44,17	35,87	-	23,90
Carvacrol	13,48	18,62	-	-
α -Terpinylacetate	-	-	14,47	-
Caryophyllene	3,44	4,69	-	3,77
carvone	-	-	-	46,70
Cedreneoxide	-	-	5,90	-

Comparison of chemical species analyzed with those of the literature

Indeed, previous work by El Idrissi (El Idrissi & all, 2012) on the chemical composition of the essential oil of four thymus species; namely *T. munbyanus* (Itzer / Midelt), *T. munbyanus* (Chqua / Taza), *T. leptobotrys* (Azilal), *T. riatarum* (Taza) shows that camphor is the major component of the species *T. munbyanus* two areas; Itzer (24.87%) and Chqua (27.76%). The essential oil of *T. leptobotrys* shows a group of compounds whose majority are: carvacrol (31.98%), thymol (18.96%) and α -pinene (12.17%), p-cymene (5.89%). The major constituents of the essential oil of *T. riatarum* are: borneol (31.13%), camphene (16.4%), p-cymene (9.18%). The comparison between these chemical species reported in the literature by El Idrissi, and those analyzed by our care, was made by the two methods aroused namely ACP & CAH.

Analysis of the similarity between species through ACP and CAH**• Principal Component Analysis**

To achieve this analysis we chose the first two factorial axes. Species dispersion of thyme in the plane formed by the two axes can explain 68.10% of the variability, including 47.15% on the first axis and 20.95% on the second axis. Three groups of species are formed in the two axis systems.

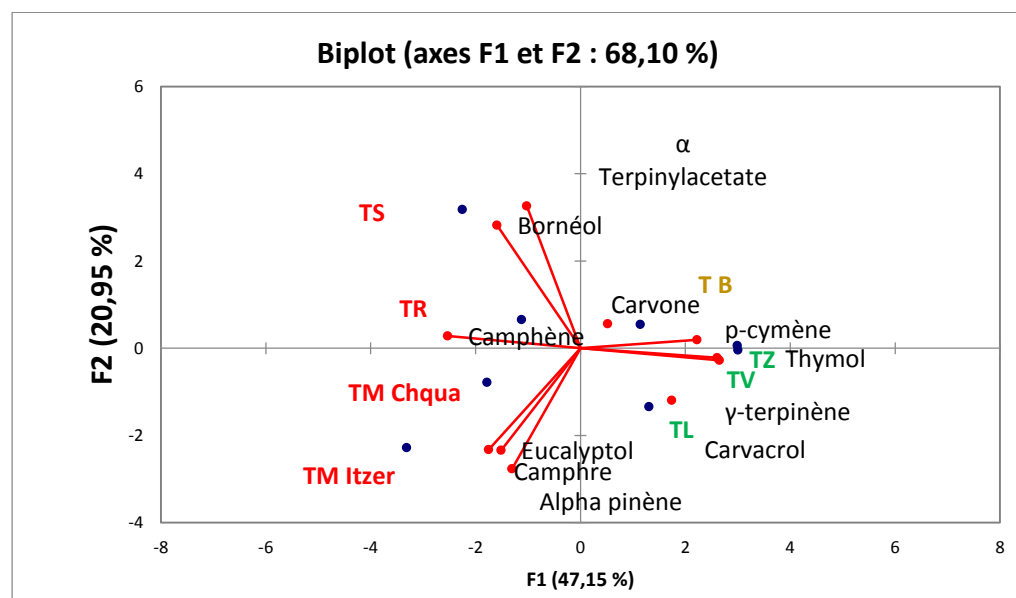


Figure 2: Principal components analysis for the main compounds of Essential Oil of thyme

- Group 1 formed by the 4 species of thymus *T. munbyanus* (Itzer), *T. munbyanus* (Chqua), *T. riatarum* and *T. satureioides*. This group is borneol chemotype. It is distinguished from other groups by the unique presence of camphene.
- Group 2 formed by three species; *T. leptobotrys*, *T.zygis* and *T.vulgaris*. This group is characterized by Thymol chemotype, and significant levels of carvacrol, p-cymene and gamma terpinene.
- *Thymus brossounetti* form an isolated group (group 3) other groups with unique and major presence of carvone. However, there are some similarities with group 2 thanks to the high rate of thymol and considerable amounts of p-cymene and gamma terpinene.

•Analysis CAH

Figure 3 includes all the samples using Ward technique with a measure of the Euclidean distance. The Joint horizontal line indicates a truncation level defining a partition in three groups of all studied, namely {*T.munbyanus* -Izer, *T.munbyanus*-chqua, *Triatarum*, *T.satureioides*}, {*T.brossounetii*}, {*T.leptobotrys*, *T.Zygis*, *T.Vulgaris*}.

This technique confirms the results obtained by the CPA.

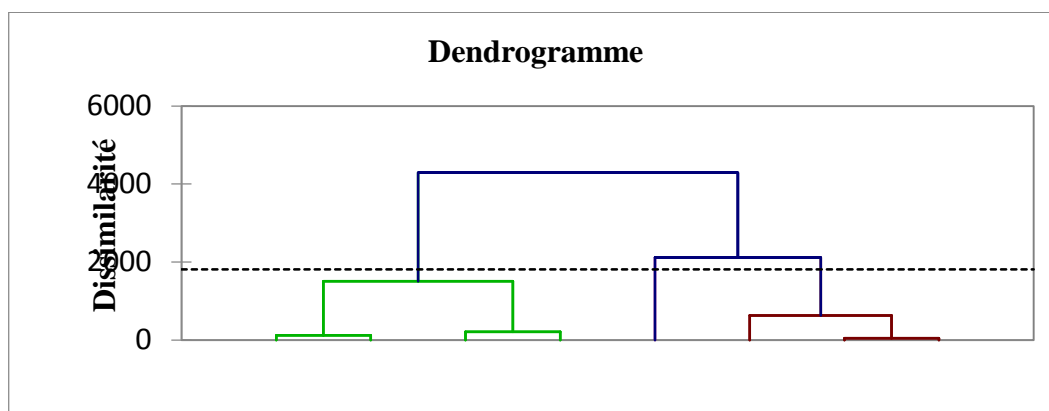


Figure 3: Dendrogram obtained from the analysis of the composition of the E.O. of 8 species of thyme.

CONCLUSION

In conclusion, in relation to the ACP, chemical profiles *T. munbyanus* (itzer, chqua); *T. riatarumr* and *T. satureioides*, are quite similar in terms of content and Borneol and camphene. *T. broussonetti* presents a profile rich and unique in carvone compared to other species thym. *T. leptobotrys*, *T. Zygis* and *T. Vulgaris* have a very similar profile richer in thymol and carvacrol than other species.

It should be noted that the similarity between *T.* and *T. vulgaris* *Zygis* is absolute and it is verified by both methods ACP & CAH: At Figure 2 (superposition of points representing TZ & TV) and -Figure 3 (the trait that is almost coincident with the x axis).

AHC method affirms CPA data and allows distinction between three groups: group 1; represented by *T. riatarumr*; is formed by *T. munbyanus*, *T. riatarumr* and *T. satureioides*, group 2; represented by *T. Vulgaris*; is formed by *T. leptobotrys*, *T. Zygis* and *T. Vulgaris*. For group 3, it is distinct and trained by *T. broussonetti*.

These results open interesting perspectives for taxonomy and distinguish between different species of plants. We plan to continue this study to provide a comparison of both the chemical and morphological profile of the species.

REFERENCES

- Benabid, A. (2000) *Flore et écosystème du Maroc. Evaluation et préservation de la biodiversité*, Paris: Edition Ibis Press, 159-161.
- Boros, B., Jakabova, S., Dorneyi, A., Horvath, G., Pluhar, Z., Kilar, F., Felinger, A. (2010)

- Determination of polyphenolic compounds by liquid chromatography-mass spectrometry in thymus species.* J. Chromatogr. A, 1217(51), 7972–7980, <http://dx.doi.org/10.1016/j.chroma.2010.07.042>
- Bounatirou, S., Smiti, S., Miguel, M.G., Faleiro, L.M., Rejeb, N., Neffati, M., Costa, M.M., Figueiredo, A.C., Barroso, J.G., Pedro, L.G. (2007). *Chemical composition, antioxidant and antibacterial activities of the essential oils isolated from Tunisian Thymus capitatus.* Food Chemistry 105 146-155.
- Clevenger, J. F., *Apparatus for the determination of volatile oil.* Pharm. Assoc. 17 (4) (1928) 346- 351. J.Am. Pharm. Assoc., 1928, 17(4), 346-351
- El Idrissi, M., Belmalha, S., Echchgadda, G., Amechrouq, A., Bachir, S., (2012) *Composition chimique des huiles essentielles de trois espèces de thym sauvage du Maroc : Thymus riatarum, Thymus leptobotrys et Thymus munbyanus.* Phys. Chem. News 63(2012) 121-127.
- Chevalier F. et Bellac, J. (2012) *Classification Ascendante Hiérarchique.* Faculté des sciences économiques université de rennes 1,
- Cowling, R.M., Rundel, P.W., Lamont, B.B., Arroyo, M.K., Arianoutsou, M., (1996) *Plant diversity in Mediterranean-climate regions.* Trends in Ecology and Evolution, vol. 11, n°9, 362-366.
- Giordani, R., Hadeif, Y., Kaloustian, J. (2008) *Compositions and antifungal activities of essential oils of some Algerian aromatic plants.* Fitoterapia 79 199 – 203
- Goncalves, M.J., Cruz, M.T., Cavaleiro, C., Lopes, M.C., Salgueiro, L. (2010) *Chemical, antifungal and cytotoxic evaluation of the essential oil of thymus Zygis subsp. Sylvestris.* Industrial crops and products 32; 70-75.
- Horwath, A.B. Grayer, R.J., Michael Keith Lucas, D., Simmonds, M.S.J. (2008) *Chemical characterization of wild populations of thymus from different climatic regions in southeast Spain.* Biochemical systematic and ecology 36 117-133.
- Jolliffe, I. (2002) *Principal Component Analysis*, 2nd edition éd., Springer-Verlag. Myers, N., Mittermeir R.A., Mittermeir, C.G., Da Fonseca G., Kent J., (2000) *Biodiversity hotspots for conservation priorities.* Nature, vol. 403, 853-858.
- Karaman, S., Digrak, M., Ravid, U., Ilcim, A. (2001) *Antibacterial and antifungal activity of the essential oils of Thymus.* Revolutus Celak from Turkey Journal of Ethnopharmacology 76 183 – 186
- Pinto, E., PinaVaz, C., Salgueiro, L., Goncalves, M.J., Costa-de-Oliveira, S., Cavaleiro, C., Palmeira, A., Rodrigues, A., Martinez-de-Oliveira, J. (2006) *Antifungal activity of the essential oil of thymus pulegioides on candida, Aspergillus and dermatophyte species.* Journal of medical microbiology, 55, 1367-1373.
- Sarikurkcü, C., Sabih Özer, Eskici, M., Tepe, B., Can, S., Mete, E., (2010) *Essential oil composition and antioxidant activity of thymus longicaulis C. Prest Subsp. Longicaulis Var. longicaulis.* Food and chemical toxicology 48, 1801- 1805.
- Spichiger R.O., Savolainen V., Figeat M., Jeanmonod D., (2004) *Botanique systématique des plantes à fleurs.* Ed. Presses Polytechniques et universitaires Romandes, 3ème édition, 413p.

Stahl-Biskup, E. & Saez F., Thyme, (2002) *The genus Thymus*. London; New York, USA:
Taylor & Francis.